

# ALEKS Learning Path Progress (log-on at [www.aleks.com](http://www.aleks.com))

How to check time spent and topics learned in a student's ALEKS learning path.

**STEP 1: After student logs in to [www.aleks.com](http://www.aleks.com), click the upper left menu bar.**

**This click will open the drop-down menu of options.**

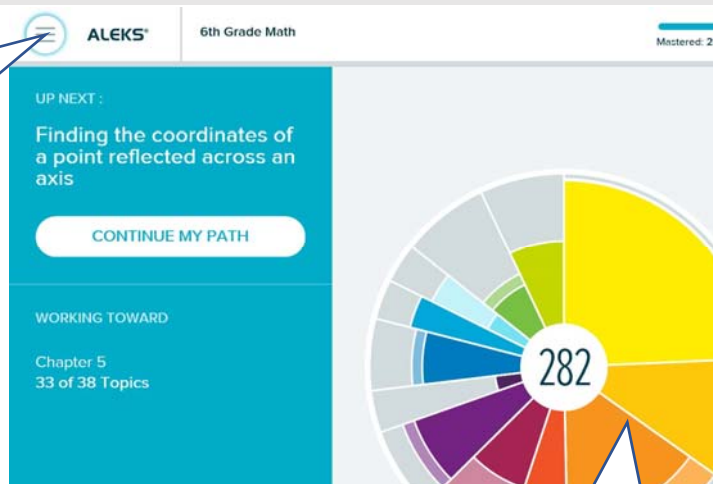
**(Teacher assigned homework can be checked in the "Assignments" menu.)**

**STEP 2: Click on Reports.**

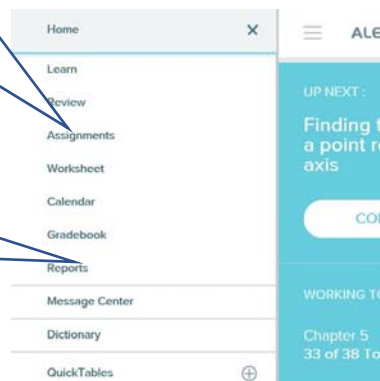
**This will take you to the student dash board. Look for This Week's Activity.**

**This is the time spent for the date range.**

**If work in ALEKS is productive and careful, 5 topics or more can be learned each week in 30 minutes to 1 hour – varies per student.**

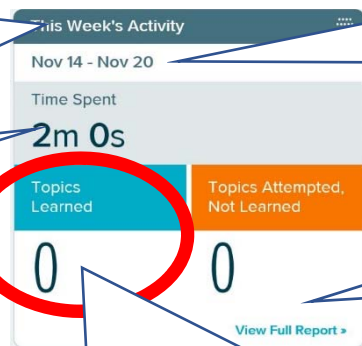


**Note: The ALEKS learning PIE grows after each knowledge check to show how many 6<sup>th</sup> grade topics have been mastered and retained.**



**STEP 3: Make sure the date range is correct. The default is the current week.**

**Click View Full Report if more detail needed or you want to change the date range.**



## ALEKS Good to Knows:

- Goals for learning topics per week may be assigned by teachers **OR** can be set by you and your student
- Explanations and tutor videos give step by step instructions to help learn each topic.
- Immediate feedback given on each problem with explanations for correct work.
- Feedback with multiple opportunities to re-try and practice give students the greatest opportunity to master math skills

## ALEKS Learning Path Specifics:

- Completely personalized learning based on frequent knowledge checks
- Knowledge checks quiz students to "unlock" new topics when a student shows they are ready
- Practice in all grade level math skills
- Fills in any gaps from prior grade level math skills
- Challenges students that finish all grade level topics with accelerated material and more practice